


# DHM72T31-MR

# 530-555W

High efficiency monocrystalline module



- Using 182 multi bus bar efficient monocrystalline silicon cells, the output power reaches 555W with a conversion efficiency reaching 21.48%!
- High power module designed for large scale solar power station project, striving for high efficiency
- The same surface area achieves a higher power generation efficiency when compared with standard modules
- Fully automatic production line with full quality inspection to ensure product assurance
- The Components are resisting wind loads of 2400pa and snow loads of 5400pa

DAHAI SOLAR is a renewable energy enterprise founded in 2011 , with 5GW high efficiency solar module production capacity, 10GW silicon production capacity. Adhering to the brand concept of "new energy, new world", Dahai solar has always been committed to doing a stand out in the photovoltaic industry, transforming light with ingenuity and provide green energy to everybody.

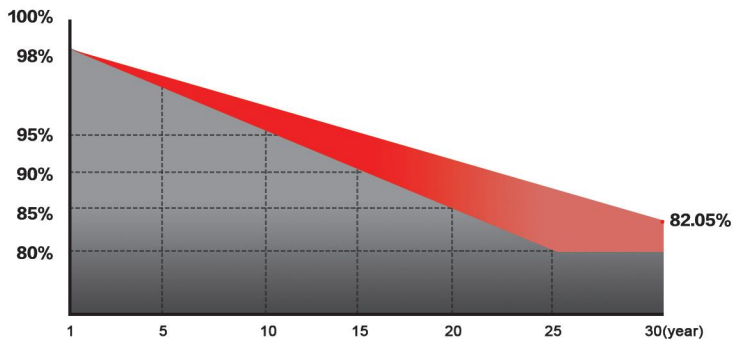


**30 YEAR LINEARITY POWER OUTPUT WARRANTY**



**25 YEARS OF EXCELLENT PRODUCTS MATERIAL AND PROCESS WARRANTY**

### 30 YEAR EXCESS LINEAR POWER OUTPUT WARRANTY



The power attenuation shall not exceed 2% in the first year and 0.55% in the following years.

### COMPLETE QUALITY MANAGEMENT SYSTEM AND PRODUCT CERTIFICATION



CQC TUV CE  
 IEC 61215, IEC 61730  
 ISO 9001:Quality Management System  
 ISO 14001:Environmental Management System  
 ISO 45001:Occupational Health And Safety Management System



Address: Guangrao, Dongying, China  
 Internet site: [www.dahaisolar.com](http://www.dahaisolar.com)

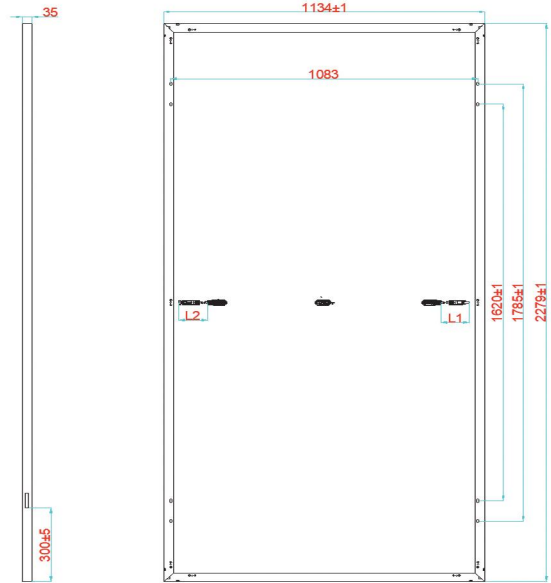
Maximum efficiency	Power tolerance	Highest component conversion efficiency	First year attenuation	Decay over the years
<b>555W</b>	<b>0~+5W</b>	<b>21.48%</b>	<b>≤2.0%</b>	<b>≤0.55%</b>

**MECHANICAL PROPERTIES**

Battery type	Monocrystalline
Component weight	28kg
Component Size	2279x1134x35mm
Number of Cells	144(6x24)
Cable cross-sectional area	4mm <sup>2</sup>
Junction Box	IP68, 3 diodes
Connector	MC4-EVO2
Packaging information	31 pieces/pallet 620 pieces /40 'container

**WORKING PARAMETERS**

Maximum system voltage	1500V DC
Operating temperature	-40°C~ + 85°C
Maximum fuse current rating	25A
Maximum static load, front	5400pa
Maximum static load,back side	2400pa
nominal battery operating temperature	45±2°C
Application Level	classA


**TEMPERATURE CHARACTERISTICS**

Power	-0.350%/°C
Open circuit voltage	-0.274%/°C
Short-circuit current	0.044%/°C

**ELECTRICAL PERFORMANCE PARAMETERS UNDER STC**

Modle	DHM72T31-530/MR	DHM72T31-535/MR	DHM72T31-540/MR	DHM72T31-545/MR	DHM72T31-550/MR	DHM72T31-555/MR
Maximum power (W)	530	535	540	545	550	555
Voltage at maximum power point (VMP/V)	41.53	41.82	42.12	42.41	42.71	42.91
Current at maximum power point (IMP/A)	12.76	12.79	12.82	12.85	12.88	12.93
Open circuit voltage (VOC/V)	49.20	49.35	49.51	49.69	49.88	50.08
Short circuit current (ISC/A)	13.68	13.75	13.82	13.89	13.97	14.04
Component efficiency [%]	20.51%	20.70%	20.89%	21.09%	21.28%	21.48%
Power tolerance (W)	0~±5					
Standard test environment	Irradiance 1000W/m <sup>2</sup> , cell temperature 25°C, spectrum AM1.5					

Note: Due to continuous innovation, research and product upgrading, the parameters in this specification are not just a component, but can only be used for comparison between different types.

**ELECTRICAL PERFORMANCE PARAMETERS UNDER NOCT**

Modle	DHM72T31-530/MR	DHM72T31-535/MR	DHM72T31-540/MR	DHM72T31-545/MR	DHM72T31-550/MR	DHM72T31-555/MR
Maximum power (W)	394	398	402	405	409	413
Voltage at maximum power point (Vmp)[V]	38.30	38.55	38.79	39.04	39.28	39.49
Current at maximum power point (Imp)[A]	10.30	10.33	10.36	10.39	10.42	10.46
Open circuit voltage (Voc)[V]	45.96	46.11	46.27	46.42	46.58	46.74
Short circuit current (Isc)[A]	11.01	11.08	11.14	11.20	11.27	11.34
Nominal cell operating temperature(NOCT)	Irradiance800W/m <sup>2</sup> , ambient temperature20°C, spectrum AM1.5G, wind speed 1m/s					